



International Journal Of
**Recent Scientific
Research**

ISSN: 0976-3031
Volume: 7(5) May -2016

KNOWLEDGE, ATTITUDE AND PRACTICE (KAP) OF TEACHERS REGARDING
DENTAL TRAUMATIC INJURIES AMONG SCHOOL CHILDREN OF SHIMLA CITY

AnikaUppal., Seema Thakur., Parul Singhal., Deepak
Chauhan., Cheeranjeevi Jayam and Divya Doneria



THE OFFICIAL PUBLICATION OF
INTERNATIONAL JOURNAL OF RECENT SCIENTIFIC RESEARCH (IJRSR)
<http://www.recentscientific.com/> recentscientific@gmail.com



ISSN: 0976-8031

Available Online at <http://www.recentscientific.com>

International Journal of Recent Scientific Research
Vol. 7, Issue, 5, pp. 11236-11241, May, 2016

**International Journal of
Recent Scientific
Research**

Research Article

KNOWLEDGE, ATTITUDE AND PRACTICE (KAP) OF TEACHERS REGARDING DENTAL TRAUMATIC INJURIES AMONG SCHOOL CHILDREN OF SHIMLA CITY

AnikaUppal¹, Seema Thakur², Parul Singhal³, Deepak Chauhan⁴,
Cheeranjeevi Jayam⁵ and Divya Doneria⁶

^{1,2,3,4,5,6}Department of Pediatric and Preventive Dentistry, Himachal Pradesh Dental College and Hospital Shimla, Himachal Pradesh, India

ARTICLE INFO

Article History:

Received 16th February, 2016
Received in revised form 24th March, 2016
Accepted 23rd April, 2016
Published online 28th May, 2016

Keywords:

Traumatic injury, knowledge, teachers, school, children.

ABSTRACT

Traumatic dental injuries occur frequently in children and adolescents contributing to major psychosocial and economic problems. The participation of school teachers in emergency situation is fundamental to provide appropriate care to injured child.

This cross-sectional study was conducted in the schools of Shimla city of Himachal Pradesh. A self administered questionnaire was formulated to assess the knowledge, attitude and practice of school teachers towards traumatic dental injury.

Knowledge of teachers regarding emergency treatment of traumatic dental injuries should be increased by providing educational and preventive programmes for better prognosis of child's injury.

Copyright © AnikaUppal *et al.*, 2016, this is an open-access article distributed under the terms of the Creative Commons Attribution License, which permits unrestricted use, distribution and reproduction in any medium, provided the original work is properly cited.

INTRODUCTION

Dental traumatic injuries are common in infancy, childhood, adolescence. It is, in infancy and childhood, particularly relevant in terms of public health burden, because of the economic cost and number of hours of the treatment and absence from the school, the long-term consequences of trauma can in the form of compromised oral health and especially the psychological impact when there is loss of front tooth.¹

It may affect teeth, soft tissues and supporting tooth structures, and can lead to psychological, social, masticatory, phonological and esthetic changes.² Accidents are the main cause of dental injuries and frequently occur when the child reaches school age.^{3,4}

Several epidemiological studies have shown that the majority of traumatic dental injuries in school-aged children occur at home or at school.⁵ Sports and school injuries account for 60% of traumatic dental injuries.⁶ One to two and half years is the most common age of occurrence in the primary dentition. This is the age when a child learns to toddle and is relatively uncoordinated. Also there is a high prevalence of trauma to permanent dentition among school children aged between 8 to 11 years.⁷

A large number of studies reported that 34.9% of boys and 23% of girls might be assumed to have sustained damage to their teeth by the age of 14 years.¹ The teeth most commonly involved in the primary and permanent dentitions are the maxillary anterior teeth. Primary and permanent anterior teeth are not only important for aesthetics but also are essential for biting, speech in the form of phonetics, integrity of supporting tissues, psychological and mental well-being of children.^{6,8}

Emergency management of traumatic dental injuries is not only the responsibility of dentists alone but a great role can also be played by school teachers who are available at the site of the accident. So, School teachers are likely to be among the first to see a child immediately after an injury has occurred. Moreover, children spend about 40% of their awake time in school and are more engaged in sports or playing activities. Therefore the knowledge and attitude of school teachers regarding emergency management of dental trauma is critical to ensure good prognosis of the clinical treatment.^{9,10}

However, they have limited knowledge regarding the recommended course of action in such emergencies situations. It is therefore of utmost importance for physical trainers, teachers and school staff to have the basic knowledge about dental injuries, first aid and the treatment protocol for such injuries.¹¹

*Corresponding author: AnikaUppal

Department of Pediatric and Preventive Dentistry, Himachal Pradesh Dental College and Hospital Shimla, Himachal Pradesh, India

MATERIALS AND METHODS

A total of 381 participants from different 21 schools of Shimla city were included in the study. All the available subjects who were willing to participate in the survey were included in the study. Those who were absent on the day of examination were excluded. Before scheduling the present study, the required ethical clearance was obtained from institutional ethical clearance committee of HP Govt. Dental College and Hospital. Permission for conducting the survey in the schools was obtained from the Principal/Headmaster/Head Mistress of the respective schools. Before the data collection and clinical examination, the purpose and the methodology of the survey was explained to each of the subject and informed consent was obtained. Data were collected through a survey, which included a self-administered questionnaire.

The questionnaire was pretested on 15 teachers, other than those who participated in the study. The questionnaire consisted of five major parts containing multiple-choice questions.

Part I comprised of information on the personal and professional profile of the respondents, including age, gender, teaching experience, educational qualification and training on first aid.

Part II of the questionnaire comprised questions assessing participant’s knowledge with regard to dental trauma.

Part III of the questionnaire was aimed at evaluating the knowledge of participants regarding soft tissue injuries.

Part IV of the questionnaire included questions related to knowledge and practice of teachers in relation to avulsed, fractured and mobile teeth.

Part V comprised of questions concerning attitude of teachers towards dental trauma and dentistry.

All the data were entered in Microsoft excel and analyzed using SPSS package (version 22). The Chi-square test was used to investigate the effect of gender, length of service, educational background, and participants teaching topics on their knowledge and attitudes. The significance level was set at 0.05.

RESULTS

The general characteristics of the participants are summarized in table 1.

A total of 381 teachers participated in the study. Out of which 300 were females and 81 males. Majority of respondents, that is, 168 (44.10%) were in the age group of 31–40 years. Most respondents, that is, 185 (48.80%) had 1–10 years of teaching experience. Majority of the teachers, that is, 178 (46.80%) had Masters degree as an educational qualification.

74.54 % of the teachers had their first aid training. Out of those who had the first aid training 60.30% received knowledge in the teachers training college.

Only 5.51% of the teachers received the knowledge through the dentists.

282 teachers think that Tetanus toxoid injection is necessary after dental trauma occurs.

Table 1

	N (%)
GENDER	
Male	81 (21.3%)
Female	300 (78.7%)
Age (Years)	
20-30	121 (31.8%)
31-40	168 (44.1%)
41-50	079 (20.7%)
50	013 (3.4%)
Length of service	
< 1 year	59 (15.5%)
1-10	186 (48.8%)
11-20	121 (30.4%)
21-30	015 (3.9%)
31-40	000 (0.0%)
40	000 (0.0%)
Education Status	
Diploma	015 (3.8%)
Graduate ARTS	148 (38.0%)
Graduate SCIENCE	044 (11.4%)
Masters	174 (46.8%)

In part III- teachers were asked about the treatment of the injured soft tissue.



Fig. I shows the preference of the teachers in percentage as how to clean the injured area.

Most of the teachers preferred wiping the injured area and then applying turmeric for managing soft tissue injury.

In Part IV questions were related to avulsion of tooth.

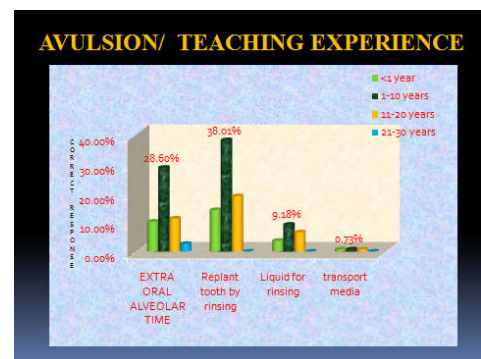


Fig No II relates avulsion to teaching experience

Teachers with Bachelors arts and masters degree gave more correct answers for the amount of extra alveolar time of the tooth and how would they replant the tooth back. Answers to the questions regarding liquid to be used for rinsing and the transport media used for carrying the avulsed tooth were unsatisfactory and non significant.

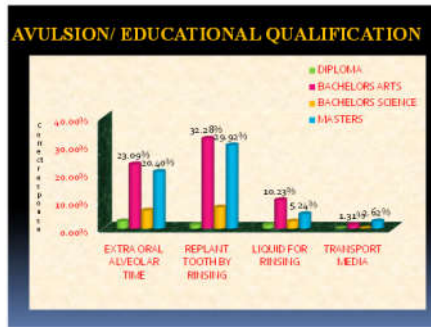


Fig No III relates avulsion to educational qualification

Teachers with graduate arts gave more correct answers. The results for liquid to be used for rinsing and transport media were again non significant.



Fig No IV tells about when the teachers would seek professional help if avulsion has occurred

52.2% of the teachers would seek the professional help immediately as depicted in Fig No IV

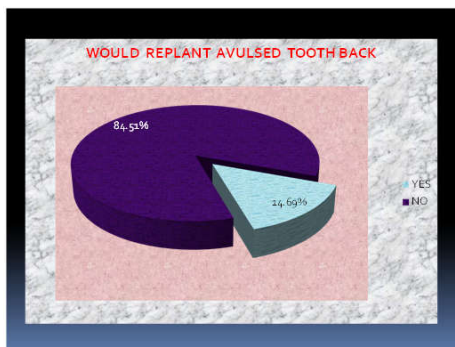


Fig No V gives the percentage of the teachers who were confident to replant the tooth back into the socket.

Fig No V gives the information that teachers were not confident to replant the tooth back into the socket.

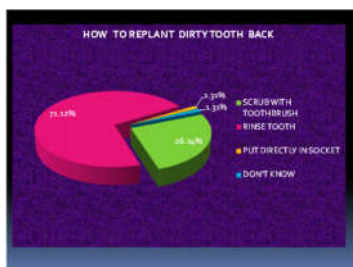


Fig No VI shows how the teachers would replant the avulsed dirty tooth back

As depicted in Fig No VI most of the teachers (71.12%) preferred to rinse the avulsed tooth before replanting it back in the socket.

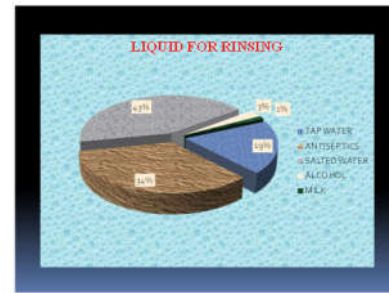


Fig No VII –Teachers were asked about the liquid to be used for rinsing the avulsed tooth before replanting.

Most of the teachers wrongly preferred the use of salted water for rinsing.

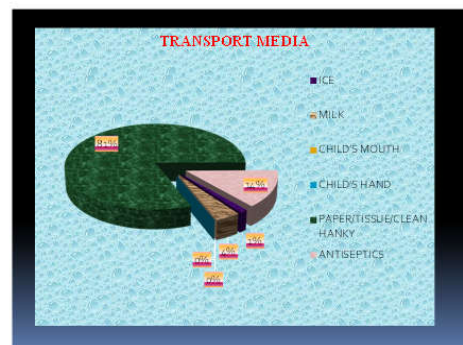


Fig No VIII gives information about the transport media teachers would prefer for avulsed tooth.

Fig No VIII -81% of the teachers would use handkerchief /tissue/towel for transporting the avulsed tooth to the hospital.

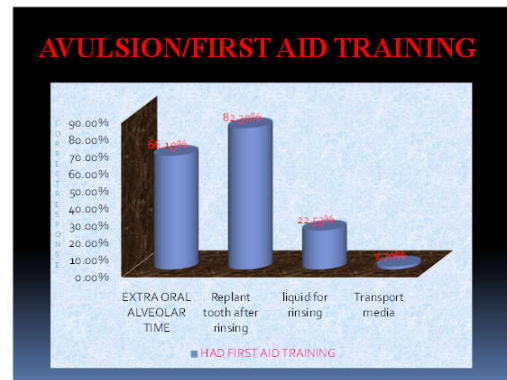


Fig No IX relates questions of avulsion to the first aid training

Fig No IX shows that teachers who had first aid training were unable to answer the questions correctly.

68.50% of the teachers considered fractured teeth as an emergency and 71.65 % were ready to carry the fractured segment of the tooth to the hospital.

76.37% teachers had the positive attitude towards learning about the traumatic dental injuries.

Also 74.27% teachers would refer the patient with traumatic dental injury to dental hospital.

DISCUSSION

In this study majority of the respondents had 1-10 years of teaching experience.[48.80%]. Whereas in a study done by Mala Singh et al³⁸ in Mathura India in 2015 respondents mainly belonged to 10-20 years of teaching experience [34.1%].

In the present study 52.5% of the teachers would seek immediate professional help in case of dental trauma whereas 43% of the teachers would do so as reported in a study done by Mala Singh et al in Mathura India in 2015.

In this study only 14.6% of the teachers would perform immediate replantation of the avulsed tooth which is similar to a study done by B. Toure et al³⁹ in Tehran in 2011 in which the percentage was 15.8%. The major factors that may influence the success of treatment of an avulsed tooth are the extra alveolar time and the storage medium.²⁷⁻²⁹ Andreasen³⁰, in a study with monkeys, showed that the re implanted teeth after 2 hours had more root resorption than after 18 min. In 1981, he affirmed that the prognosis is better when the extra alveolar time is short³¹.

In the present study,71.1% of the teachers would clean the tooth before replanting which is far less than the study done by Olatossio OO et al⁴⁰ in Nigeria in 2013[93.3%].

Olatossio OO et al found that 44% of the teachers would scrub the avulsed tooth with a tooth brush whereas only 26.24% of the teachers would do the same in the study conducted by us.

In the present study, 19% of the teachers would use tap water to rinse the avulsed tooth which is in contrast to the study by Olatossio OO et al where the percentage is 2.2% only.

74.27% of the teachers in the present study preferred trauma referral to the dental hospital. On the contrary, study done by Mala Singh et al concluded that only 14% of the teachers would do so.

Only 4% of the teachers in the present study would prefer the use of milk as storage media in the present study. In contrast, 87% of the teachers preferred milk to other storage media in a study done by Mala Singh et al in Mathura India in 2015.

Between various wet media, milk is better than saliva due to its composition and its osmolarity. Furthermore, milk is a storage medium of relatively easy access at the location of trauma. In milk, the storage may be as long as 6 hours. In addition Lindskog & Blomlöf³³ showed that saliva contains microorganisms which may affect the survival of the cells.

Different storage media have been suggested for an avulsed tooth, Trope³⁶ in his study arranged them in order of preference as; milk, saliva, either in the vestibule of the mouth or in a container into which the patient spits, physiologic saline and water. Water is the least preferred as it can cause rapid cell lysis and increased inflammation due to its hypotonic environment^{36,37}.

Hank's Balanced Salt Solution is a specialized transport medium, it has the ability to maintain the viability of the periodontal ligament for a longer period, but the shortcoming of this is that it is not readily available at the place which the accident occurred³². HBSS (Hank's Balanced Salt Solution)

and Viaspan, showed better results compared to milk with longer storage times.^{28, 33, 34} Storing a tooth in an inappropriate environment, in addition to rapidly transporting the child and the tooth to a dentist is crucial for favorable prognosis.^{8, 16}

Regarding the use of tissue paper/handkerchief/towel as transport media, 81% of the teachers in the present study gave this as answer but only 41% gave this answer in a study done by Olatossio OO et al in Nigeria in 2013 which was wrong.

When the tooth is not immediately re-implanted, it must be preserved in an appropriate media to maintain cellular vitality as long as possible. Oswald et al³² found better results for preservation in a wet medium like saliva for 90 minutes than in a dry medium.

In the present study, 76.37% of the teachers were ready to gain knowledge about traumatic dental injury whereas 93.4% of the teachers were ready to learn about traumatic dental injuries according to the study done by Olatossio OO et al in Nigeria.

At least half of schoolchildren face the possibility of suffering dento-alveolar trauma during school time.¹² Dental trauma is relevant in children and adolescents, since their permanent teeth are erupting at this phase.¹³ Children spend great part of their time at school where sporting activities become predisposing factors for dental trauma.¹⁵

Additionally, at school, during sporting and recreational activities, children and adolescents are the main groups with an increased likelihood of dental trauma^{14,15} there by rendering investigation of school teachers knowledge with regard to dental injuries and treatment approaches.^{19,17-23}

Early loss of a primary tooth due to trauma may affect the physiological sequence of permanent teeth, and may be etiological factors for malocclusions,¹³ thus stimulating incorrect exercise of perioral musculature or cause phonological changes related to teeth.^{13,14,16}

Recommendation

Including emergency procedures in the curriculum of these professionals and implementing educational preventive programs is necessary¹⁵ as favorable prognosis will depend on how these injuries are managed.

Therefore, multidisciplinary interaction between dentists and teachers in the public school network is necessary for positive interference in health promotion and prevention of more severe complications.²⁴ This includes the dissemination of posters, leaflets, and information through lectures,²¹ television, magazines, radio and newspapers, or the Internet (<http://www.iadt-dentaltrauma.org>).

An educational program¹⁵ that discusses the importance of preventing dental trauma and the benefits of immediate treatment, conservation of fractures or avulsed teeth would significantly reduce dentoalveolar trauma and sequelae.²⁵

Another relevant factor is knowledge about primary and permanent dentitions, and their period of transition.²⁶

The International Association of Dental Traumatology (IADT)³⁵ guidelines states 'that in the first aid treatment of an avulsed tooth

- one should make sure the tooth is a permanent tooth (primary teeth should not be replanted),
- patient should be kept calm
- if the tooth is found it should be picked up by the crown (the white part of the tooth).
- Avoid touching the root
- if the tooth is dirty, wash it briefly (10 seconds) under cold running water and reposition it. Try to encourage the patient/parent to replant the tooth. Bite on a handkerchief to hold it in position
- if it is not possible, place the tooth in a suitable medium e.g. a glass of milk or in saline. The tooth can also be transported in the mouth, keeping it between the molars and inside the cheek. Avoid storage in water.
- seek emergency dental treatment immediately'

CONCLUSION

Variables like age, longer career span, better educational level and undergone first aid training did not provide more knowledge and better attitude towards management of Traumatic Dental Injuries.

Teachers had Least knowledge on

- whether to replant tooth back or not
- liquid for rinsing the avulsed tooth
- transport media for the avulsed tooth

Fair knowledge on

- when and where to refer child

References

1. Andreasen JO, Andreasen FM. Dental traumatology: quovadis. *Endodontics & Dental Traumatology*. 1990; 6: 78–80.
2. Bittencourt AM, Pessoa OF, Silva JL. Evaluation of the knowledge of teachers in relation to the management of tooth avulsion in children. *J Dent UNESP*. 2008; 37:15-9.
3. Caglar E, Ferreira LP, Kargul B. Dental trauma management knowledge among a group of teachers in two south European cities. *Dent Traumatol*. 2005; 21(5):258-62.
4. Young C, Wong KY, Cheung LK. Emergency management of dental trauma: knowledge of Hong Kong primary and secondary school teachers. *Hong Kong Med J*. 2012; 18(5):362-70.
5. Bastone EB, Freer TJ, McNamara JR. Epidemiology of dental trauma: a review of the literature. *Aust Dent J* 2000 Mar; 45(1):2-9.
6. Pujita C, Nuvvula S, Shilpa G, Nirmala S, Yamini V. Informative promotional outcome on school teachers' knowledge about emergency management of dental trauma. *J Conserv Dent* 2013; 16:21-27.
7. McDonald RE, Avery DR. traumatic injuries and their management in young children. *Dentistry for child and Adolescent*. 8th ed. St Louis, CV Mosby Co., 2004 pp351-369.
8. Adekoya-Sofowora CA, Adesina OA, Nasir WO, Oginni AO, Ugboko VI. Prevalence and causes of fractured permanent incisors in 12 year-old suburban Nigerian school children. *Dent Traumatol* 2009; 25:314-317.
9. Shashikiran ND, Reddy VV, Nagaveni NB. Knowledge and attitude of 2000 parents (urban and rural-1000 each) with regard to avulsed permanent incisors and their emergency management in and around Davangere. *J Indian Soc Pedo Prev Dent* 2006; 24:116-121.
10. Sanu OO, Utomi IL. Parental awareness of emergency management of avulsion of permanent teeth of children in Lagos, Nigeria. *Niger Postgrad Med J* 2005; 12:115-120.
11. Krishnan B, Joseph J. Knowledge of basic dental physiology among teachers can improve preliminary management of acute dental avulsion in school children. *Int J ClinExp Physiol*. 2014; 1:63–7.
12. Glendor U. Aetiology and risk factors related to traumatic dental injuries: a review of the literature. *Dent Traumatol*. 2009; 25(1):19-31.
13. Campos MICC, Henriques KAM, Campos CS. Level of Information about the conduct of emergency trauma dental front. *Pesq Bras OdontopedClinIntegr*. 2006; 6:155-9.
14. Marcenes W, Zabot NE, Traebert J. Socio-economic correlates of traumatic injuries to the permanent incisors in schoolchildren aged 12 years in Blumenau, Brazil. *Dent Traumatol*. 2001;17:222-6
15. Trope M, Chivian N, Sigurdsson A, Vann WF. Traumatic injuries. In: Cohen S, Burns RC, editors. *Pathways of the pulp*. 8th ed. St Louis: Mosby; 2002. p. 603-49.
16. Tzigkounakis V, Merglova V. Attitude of Pilsen primary school teachers in dental trauma. *Dent Traumatol*. 2008; 24(5):528-31.
17. Vergotine RJ, Govoni R. Public school educator's knowledge of initial management of dental trauma. *Dent Traumatol*. 2010;26(2):133-6
18. Feldens EG, Feldens CA, Kramer PF, Silva KG, Munari CC, BreiVA. Understanding school teacher's knowledge regarding dental trauma: a basis for future interventions. *Dent Traumatol*. 2010; 26(2):158-63.
19. Haragushiku GA, Faria MI, Silva SR, Gonzaga CC, Baratto-Filho F. Knowledge and attitudes toward dental avulsion of public and private elementary schoolteachers. *J Dent Child (Chic)*. 2010;77(1):49-53.
20. Skeie MS, Audestad E, Bardsen A. Traumatic dental injuries: knowledge and awareness among present and prospective teachers in selected urban and rural areas of Norway. *Dent Traumatol*. 2010; 26:243-7.
21. Lieger O, Graf C, El-Maaytah M, Von Arx T. Impact of educational posters on the lay knowledge of school teachers regarding emergency management of dental injuries. *Dent Traumatol*. 2009; 25:406-12.
22. Sae-Lim V, Lim LP. Dental trauma management awareness of Singapore pre-school teachers. *Dent Traumatol*. 2001; 17(2):71-6.
23. Mesgarzadeh AH, Shahamfar M, Hefzollesan A. Evaluating knowledge and attitudes of elementary school teachers on emergency management of traumatic dental injuries: a study in an Iranian urban area. *Oral Health Prev Dent*. 2009; 7:297-308.

24. Panzarini SR, Pedrini D, Brandini DA, Poi WR, Santos MF, Correa JP, et al. Physical education undergraduates and dental trauma knowledge. *Dent Traumatol*. 2005; 21:324-8.
25. Walker A, Brenchley J. It's a knockout: survey of the management of avulsed teeth. *Accid Emerg Nurs*. 2000; 8(2):66-70.
26. Silva MB, Costa AMM, Almeida MEC, Maia SA, Carvalhal CIO, Resende GB. Evaluation of the knowledge of the approach of dental trauma by daycare professional. *Con Scientiae Saúde*. 2009; 8:65-73.
27. Andreasen JO. Interrelation between alveolar bone and periodontal ligament repair after replantation of mature permanent incisors in monkeys. *J Periodontal Res* 1981Mar; 16(2):228-35.
28. Trope M, Friedman S. Periodontal healing of replanted dog teeth stored Viaspan, milk and Hanks balanced salt solution. *Endod Dent Traumatol* 1992 Oct; 8(5):183-8.
29. Pettiette M, Hupp J, Mesaros S, Trope M. Periodontal healing of extracted dogs' teeth air-dried for extended periods and soaked in various media. *Endod Dent Traumatol* 1997 Jun; 13(3):113-8.
30. Andreasen JO. Analysis of topography of surface and inflammatory root resorption after replantation of mature permanent incisors in monkeys. *Swed Dent J* 1980; 4(4):135-44.
31. Andreasen JO, Kristerson L. The effect of limited drying or removal of the periodontal ligament. Periodontal healing after replantation of mature permanent incisors in monkeys. *Acta Odontol Scand* 1981; 39(1):1-13.
32. Oswald RJ, Harrington GW, Van Hassel HJ. A postreplantation evaluation of air-dried and saliva stored avulsed teeth. *J Endod* 1980 May;6(5):546-51
33. Lindskog S, Blomlof L. Influence of osmolality and composition of some storage media on human periodontal ligament cells. *Acta Odont Scand* 1982; 40(6):435-41.
34. Hiltz J, Trope M. Vitality of human lip fibroblasts in milk, Hanks balanced salt solution and Viaspan storage media. *Endod Dent Traumatol* 1991 Apr; 7(2):69-72.
35. Andersson L, Andreasen JO, Day P, Heithersay G, Trope M, Diangelis AJ, et al. international Association of Dental Traumatology guidelines for management of traumatic dental injuries: 2. Avulsion of permanent teeth. *Dent Traumatol* 2012; 28:88-96.
36. Trope M. clinical management of avulsed tooth: present strategies and future directions. *Dent Traumatol* 2002; 18:1-11.
37. Berrett EJ, Kenny DJ. Avulsed permanent teeth: a review of the literature and treatment guidelines. *Endod Dent Traumatol* 1997; 13:153-163.
38. Mala Singh, Navin Anand Ingle, Navpreet Kaur, Pramod Yadav. Evaluation of knowledge and attitude of school teachers about emergency management of traumatic dental injury. *J Int Soc Prev Community Dent*. 2015 Mar-Apr; 5(2): 108–113.
39. B. Touré, F. Léye Benoist, B. Faye, AW. Kane1, S. Kaadioui. Primary School Teachers' Knowledge Regarding Emergency Management of Avulsed Permanent Incisors. *Journal of Dentistry, Tehran University of Medical Sciences, Tehran, Iran* .2011; 8 (3):117-122.
40. Olatosi OO, Ilwuala SO, Isiekwe GI, Oredugba FA, Adenaike AS, Oluwo AO. knowledge and attitude of some nigerian school teachers on the emergency management of avulsed permanent incisor. *J West Afr Coll Surg*. 2013 Oct-Dec; 3(4): 29–52.

How to cite this article:

AnikaUppal et al.2016, Knowledge, Attitude and Practice (KAP) of Teachers Regarding Dental Traumatic Injuries Among School Children of Shimla City. *Int J Recent Sci Res*. 7(5), pp. 11236-11241.

T.SSN 0976-3031



9 770976 303009 >